



# Medication Directions Using Symbols

Patient Name \_\_\_\_\_





UWMC Patient ID \_\_\_\_\_

Morning



Noon

Evening

Bedtime

Name of the Medicine	What It's For	What It Looks Like				

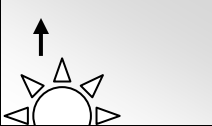










### Instructions for Care Provider

- If available, tape one pill in the “What It Looks Like” column. **Instruct patient to keep this sheet out of reach of children and pets.**
- In the “time of day” box, draw a pill for each tablet or capsule the patient is to take at that time: 
- If the dose is half a tablet, draw a half-pill: 




# Medication Directions Using Symbols

This page is **FOR EXAMPLE ONLY**. Throw away this page after the chart is completed for the patient.

			Morning	Noon	Evening	Bedtime
Name of the Medicine	What It's For	What It Looks Like				
Lasix 10mg	Water pill, to lower your blood pressure	<i>Lasix pill taped to this space</i>				
Allergy pill brand	Lowers your body's reaction to pollen	<i>Allergy pill taped to this space</i>				
Antibiotic brand	Fights infection in your ear	<i>Antibiotic capsule taped to this space</i>				

### Instructions for Care Provider

- If available, tape one pill in the “What It Looks Like” column. **Instruct patient to keep this sheet out of reach of children and pets.**
- In the “time of day” box, draw a pill for each tablet or capsule the patient is to take at that time: 
- If the dose is half a tablet, draw a half-pill: 